

Prep Instructions for Colonoscopy

1 WEEK PRIOR TO PROCEDURE:

- Stop taking any Iron supplements
- Avoid eating popcorn, corn, nuts, seeds and fruits with small seeds

3 DAYS PRIOR TO PROCEDURE:

- Stop Coumadin, Plavix or other blood thinner as directed by your primary care physician or specialist

THE DAY PRIOR TO PROCEDURE:

- Breakfast only: You may have 2 slices of toast (white bread only) with only butter/margarine. You may also have fried eggs or rice with butter/margarine.
- NO OTHER SOLID FOODS after this point. However, you may have things such as plain white milk, plain vanilla ice cream, and plain vanilla pudding until 6 pm. You may also have coffee, tea, clear broth, jello, clear fruit juices without pulp (such as white grape or apple), 7-up, popsicles, Crystal Light, or Kool-Aid until midnight.
- Do NOT drink anything RED or PURPLE. Do not drink alcohol.
- SUPREP: FIRST DOSE - See reverse side for instructions.**
- Drink ALL of the Suprep, even if your stool is clear or yellow. If your colon is not clean, your doctor may not be able to complete your colonoscopy.
- NOTHING TO EAT OR DRINK AFTER MIDNIGHT

THE MORNING OF THE PROCEDURE

- Nothing to eat or drink except the Suprep.
- SUPREP: SECOND DOSE - See reverse side for instructions.**
- All Prescribed medications should be taken with a sip of water; these will not affect the prep. (Do not take Coumadin, Plavix, or ASA).
- Insulin dose should be ½ the dose. DO NOT take oral diabetic medication; bring this along with you to take after the procedure.

You MUST have a responsible adult accompany you and drive you home following the procedure due to the medications given during the procedure.

- ___ St. Joseph's Hospital, Chippewa Falls
- ___ Sacred Heart Hospital, Eau Claire
- ___ OakLeaf Surgical Hospital, Altoona
- ___ Cumberland Memorial Hospital, Cumberland

You are scheduled on _____, _____ at _____. Arrive by _____.

___ Screening Colonoscopy

___ Diagnostic Colonoscopy

It is your responsibility to check with your insurance company to see if / how this procedure will be covered.

If you have any questions regarding these instructions, or problems when taking the prep, please call our office at (715) 552-7303.

Your procedure will be performed by Doctor: _____

Address: _____

Date of procedure: _____ Arrive at: _____ AM/PM

Comments: _____

SUPREP[®] BOWEL PREP KIT

(sodium sulfate, potassium sulfate and magnesium sulfate)
Oral Solution

(17.5g/3.13g/1.6g) per 6 ounces



On the day before your procedure...

What You CAN do:

- You may have a light breakfast or have clear liquids ONLY; please have nothing for dinner

What You CANNOT do:

- **DO NOT** drink milk
- **DO NOT** eat or drink anything colored red or purple
- **DO NOT** drink alcoholic beverages

Any of the following liquids are OK to drink:

- Water
- Strained fruit juices (without pulp) including apple, orange, white grape, or white cranberry
- Limeade or lemonade
- Coffee or tea (**DO NOT** use any dairy or non-dairy creamer)
- Chicken broth
- Gelatin desserts without added fruit or topping (**NO RED OR PURPLE**)

Note:

- SUPREP Bowel Prep Kit is indicated for cleansing of the colon as a preparation for colonoscopy in adults
- Be sure to tell your doctor about all the medicines you take, including prescription and non-prescription medicines, vitamins, and herbal supplements. SUPREP Bowel Prep Kit may affect how other medicines work
- Medication taken by mouth may not be absorbed properly when taken within 1 hour before the start of each dose of SUPREP Bowel Prep Kit
- The most common adverse reactions after administration of SUPREP Bowel Prep Kit were overall discomfort, abdominal distention, abdominal pain, nausea, vomiting, and headache
- If you have any questions about taking SUPREP Bowel Prep Kit, call your doctor


To learn more about this product, please call **1-800-874-6756** or visit our Web site at www.suprekit.com

SUPREP Bowel Prep Kit is a split-dose (2-day) regimen. Both 6-ounce bottles are required for a complete prep.

FIRST DOSE: Begin Step 1 at _____ PM the evening before your procedure and proceed as shown below:


You must complete Steps 1 through 4 using one (1) 6-ounce bottle before going to bed:

STEP 1



Pour **ONE (1)** 6-ounce bottle of SUPREP liquid into the mixing container.

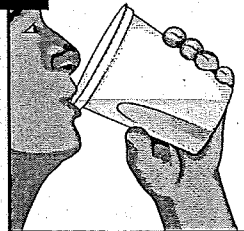
STEP 2



Add cool drinking water to the 16-ounce line on the container and mix.

NOTE: Dilute the solution concentrate as directed prior to use.


STEP 3



Drink **ALL** the liquid in the container.

STEP 4

IMPORTANT



You **must** drink two (2) more 16-ounce containers of water over the next 1 hour.

SECOND DOSE: Begin Step 1 at _____ AM the morning of your procedure and proceed as shown above:

For this dose, repeat Steps 1 through 4 shown above using the other 6-ounce bottle.

NOTE: You **must** finish drinking the final glass of water at least 2 hours, or as directed, before your colonoscopy.

Provided as an educational service from **Braintree** LABORATORIES, INC.

Please read the full Prescribing Information and Medication Guide in the kit.

©2010 Braintree Laboratories, Inc.

SU-12253

December, 2010